



ಬೃಹತ್ ಬೆಂಗಳೂರು ಮಹಾನಗರ ಪಾಲಿಕೆ
Bruhat Bengaluru Mahanagara Palike



BBMP COVID-19 WAR ROOM 15.07.2022



OVERVIEW OF COVID-19 IN BENGALURU



CASE TRENDS

ACTIVE CASES **6,196**

Confirmed Cases

871

18,17,412 #

Recovered Cases

927

17,94,245 #

Death Cases

0

16,971 #



HOSPITALIZATION

58

ICU – V

-

ICU

6

HDU

1

General

51

INCLUDES GOVT. QUOTA AND PRIVATE WALK-IN HOSPITALIZATION



VACCINATION

9,676

1,98,75,133 #

First Dose

458

96,43,510 #

Second Dose

6,153

93,35,251 #

Precaution Dose

3,065

8,96,372 #



TRIAGING

MTU

16

Tele Triage

618



ACTIVE CLUSTERS

11

Budding Clusters
(<5 Cases)

11

Clusters (> 5 cases)

0



TESTING

17,730

3,07,78,856 #

RAT

3,578

RTPCR

14,152

Positivity : 5.27%

*FOR LAST 7 DAYS

: indicates cumulative numbers till date



ABSTRACT OF COVID-19 SCENARIO IN BENGALURU

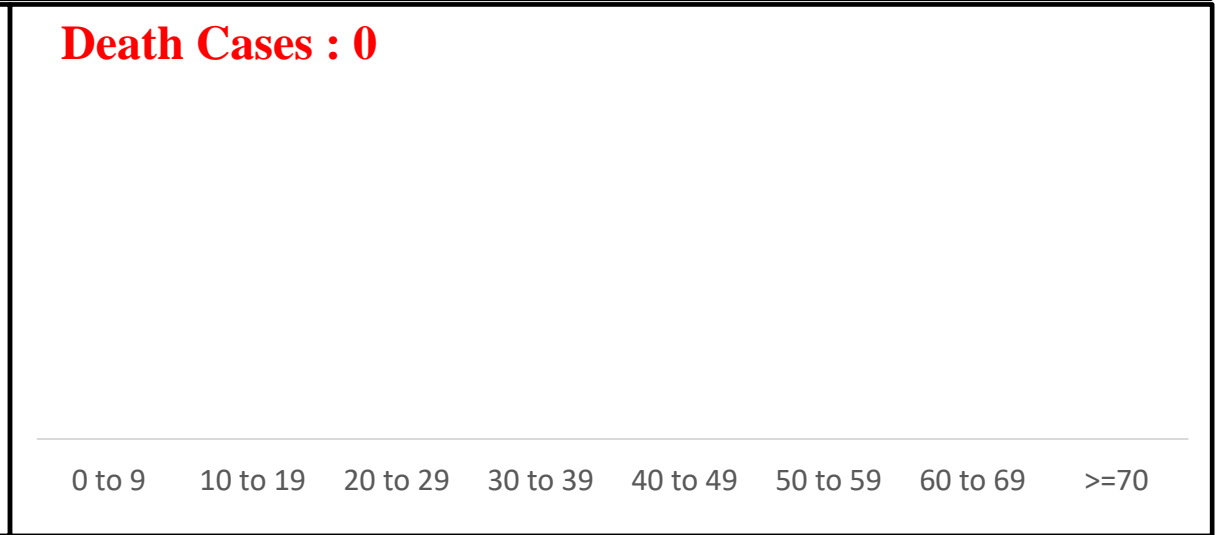
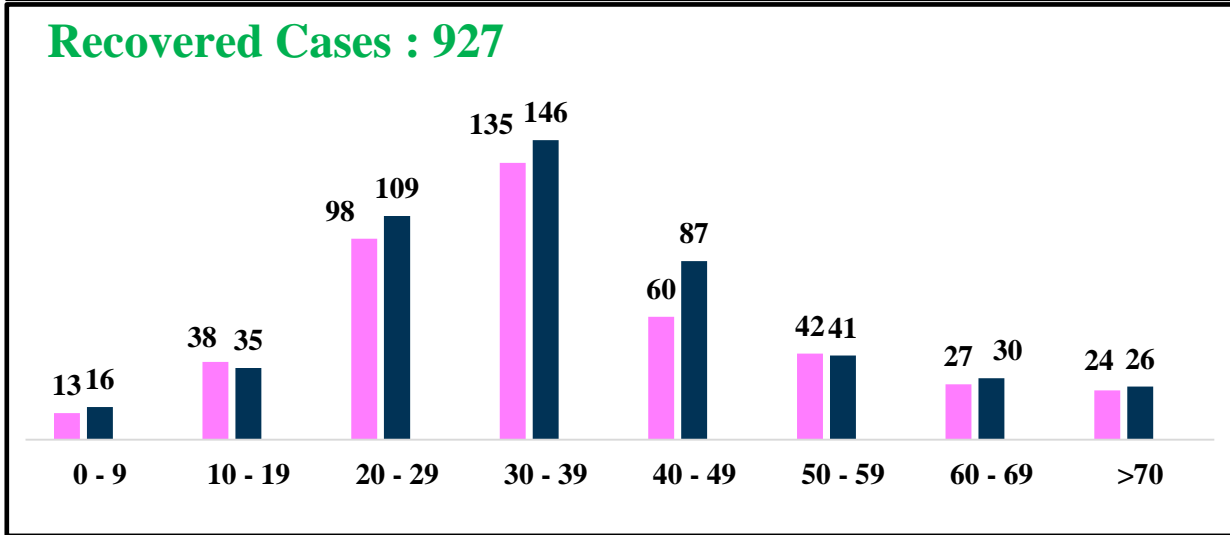
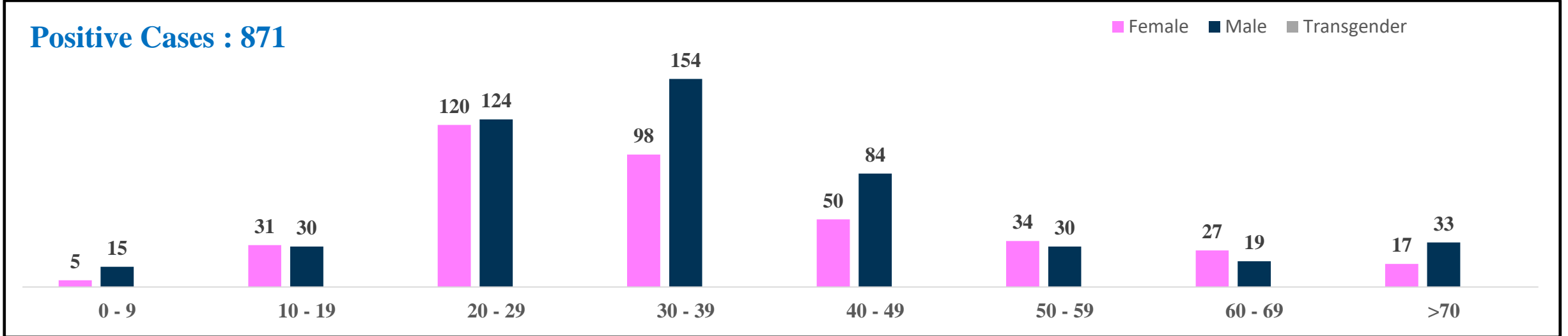


	MALE			FEMALE			TRANSGENDER			TOTAL		
	Last 24 Hours	Last 7 Days	Cumulative	Last 24 Hours	Last 7 Days	Cumulative	Last 24 Hours	Last 7 Days	Cumulative	Last 24 Hours	Last 7 Days	Cumulative
Positive Cases	489	3,458	10,73,199	382	2,816	7,43,321	0	0	196	871	6,274	18,17,412
Recovered Cases	490	3,319	10,58,913	437	2,821	7,35,240	0	0	185	927	6,140	17,94,245
Death Cases	0	0	10,748	0	0	6,219	0	0	4	0	0	16,971
Total Tests Done	In Last 24 hrs. : 17,730			In last 7 days : 1,18,952			Cumulative : 3,07,78,856					
Vaccine Doses Administered	In Last 24 hrs. : 9,676			In last 7 days : 75,286			Cumulative : 1,98,75,133					
ACTIVE CASES									6,196			

*Covid deaths occurred today : 00 | Covid deaths occurred beyond last 24 hrs., reported today : 00

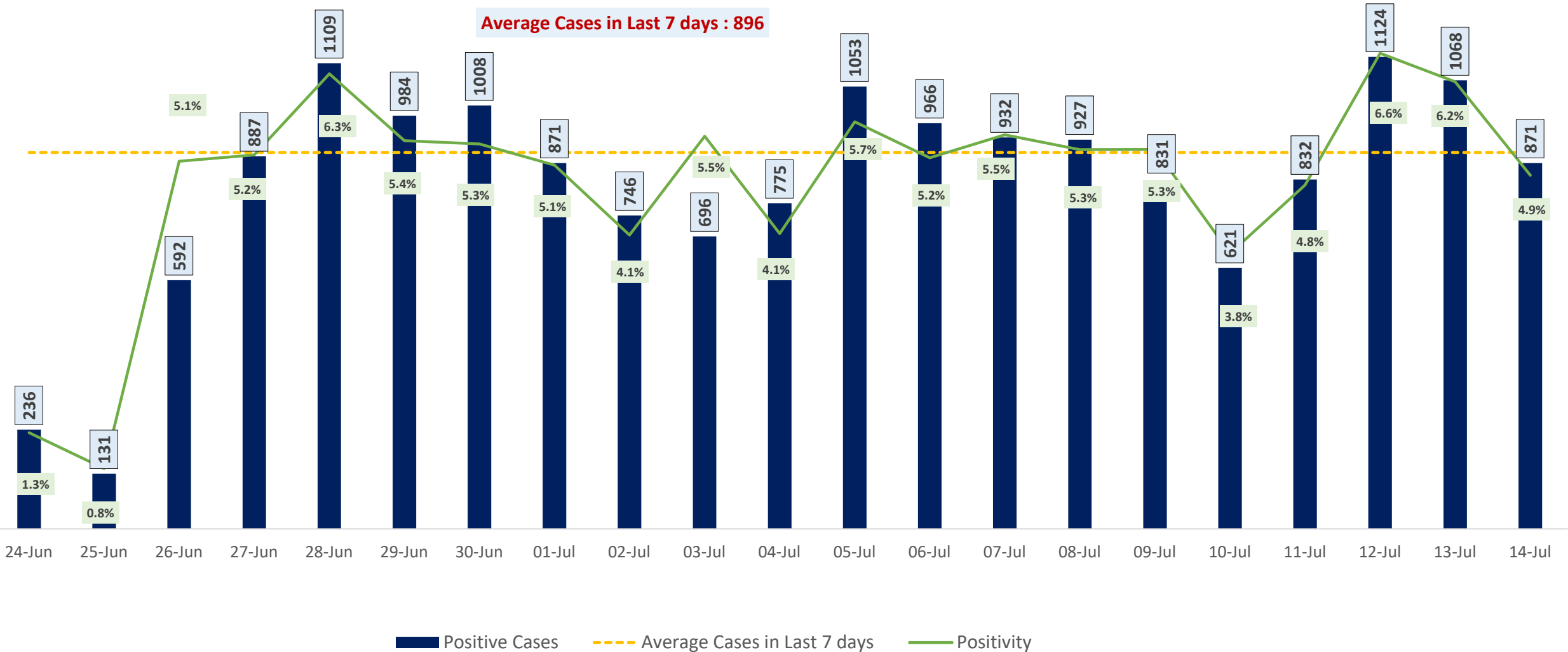


LAST 24 HOURS AGE GROUP AND GENDER WISE DISTRIBUTION





POSITIVITY RATE OF BENGALURU – LAST 21 DAYS

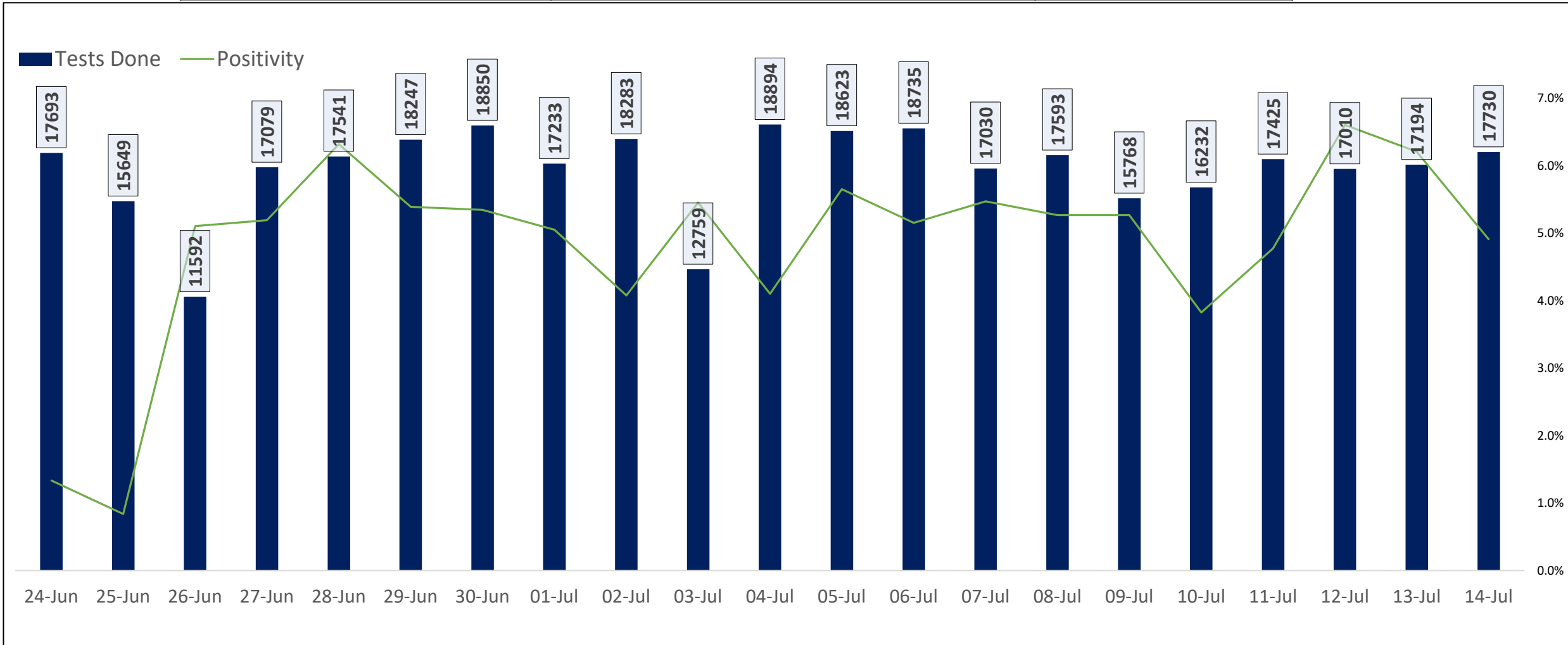




TESTING TRENDS IN BENGALURU

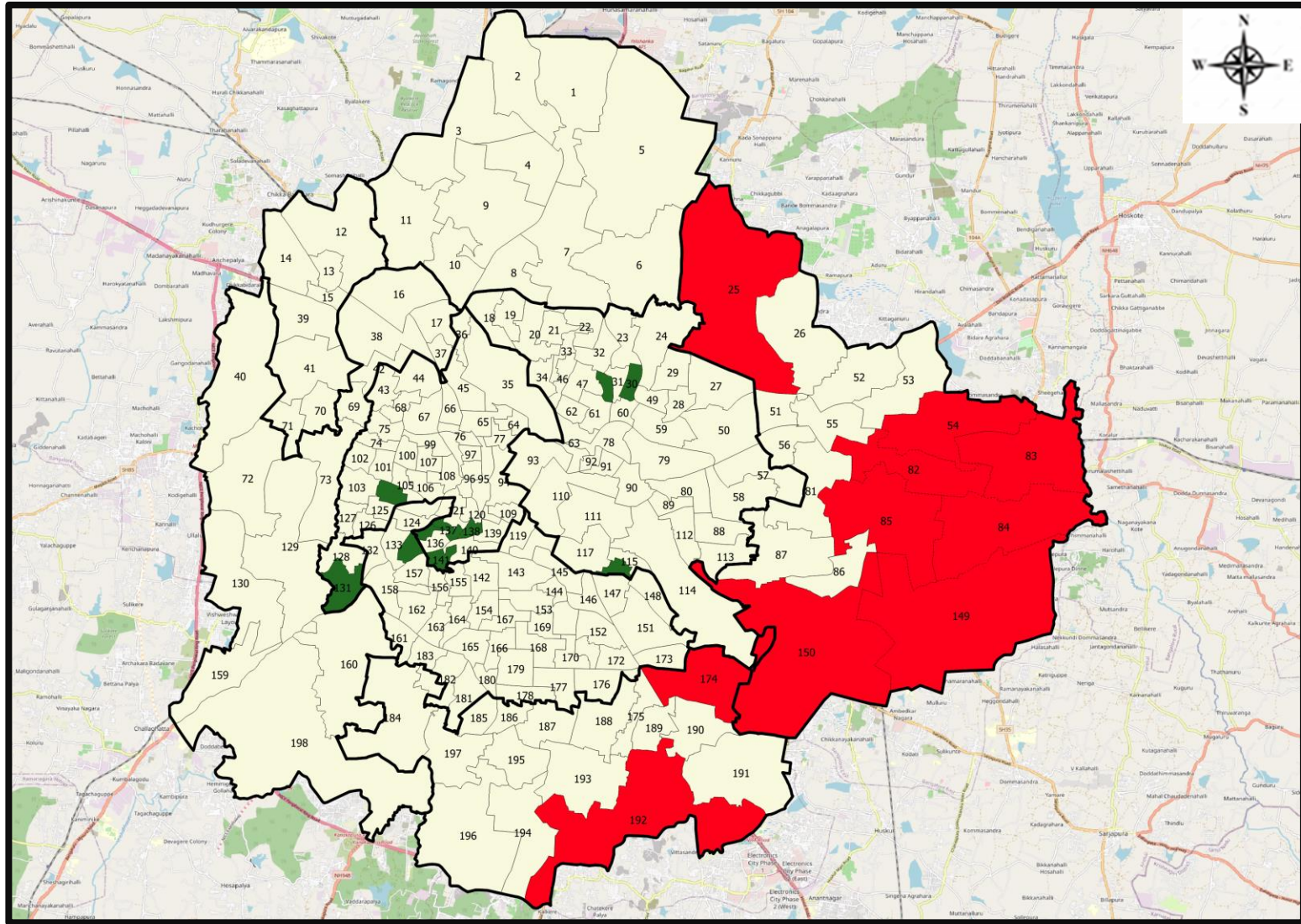


Total Test Conducted Till Date	Test Conducted Last 24 hours	Last 7 Days Average
3,07,78,856	17,730	16,993





BENGALURU URBAN MAP SHOWING TREND OF POSITIVE CASES IN LAST 7 DAYS



Top 10 wards reporting highest number of positive cases in last 7 days

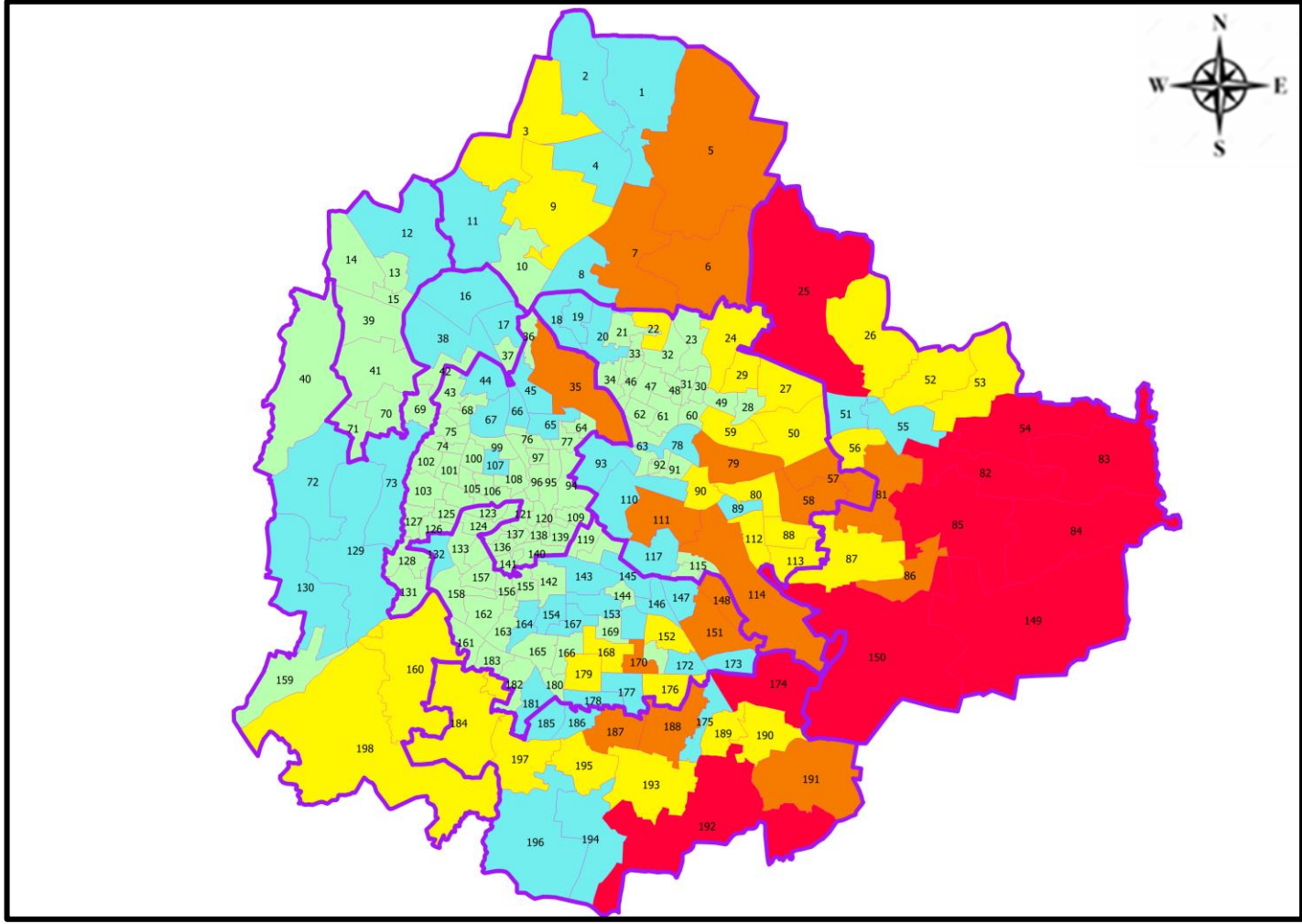
Ward No.	Ward Name	Daily Cases Average
150	Bellanduru	77
83	Kadugodi	46
85	Dodda Nekkundi	32
149	Varthuru	30
25	Horamavu	28
174	HSR Layout	28
54	Hudi	20
84	Hagadur	18
82	Garudachar Palya	15
192	Begur	15







Top 10 wards reporting least number of positive cases in last 7 days

Ward No.	Ward Name	Daily Cases Average
141	Azad Nagar	0
138	Chalavadipalya	0
137	Rayapura	0
135	Padarayanapura	0
134	Bapuji Nagar	0
131	Nayandahalli	0
116	Nilasandra	0
104	Govindaranagara	0
48	Muneshwara Nagar	0
30	Kadugondanahalli	0



BENGALURU MAP SHOWING INTENSITY OF POSITIVE CASES IN LAST 7 DAYS



-  **Level 1 : 0 to 10 Cases**
-  **Level 2 : 10 to 25 Cases**
-  **Level 3 : 25 to 50 Cases**
-  **Level 4 : 50 to 100 Cases**
-  **Level 5 : More than 100 Cases**
-  **Zone Boundaries**

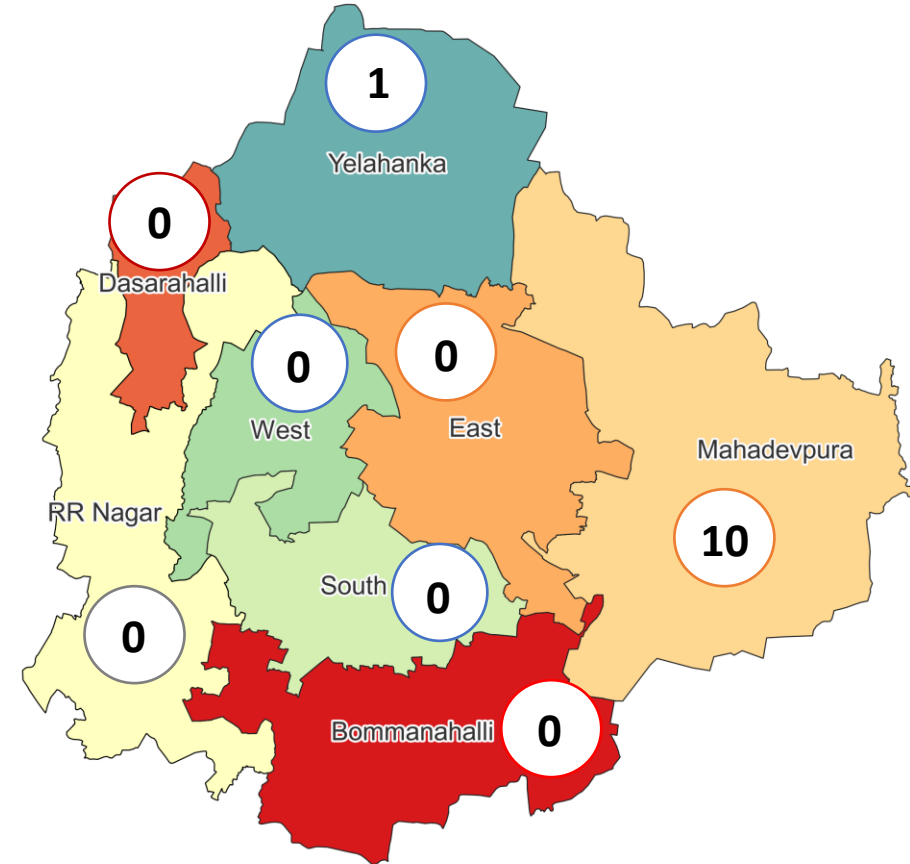


CLUSTER DETAILS



Zone Name	TOTAL CLUSTERS	Budding Clusters	Clusters	Outbreaks
		Less Than 5 Cases	5 To 14 Cases	More Than 14 Cases
BOMMANAHALLI	0 (-)	0 (-)	0 (-)	0 (-)
DASARAHALLI	0 (-)	0 (-)	0 (-)	0 (-)
EAST	0 (-)	0 (-)	0 (-)	0 (-)
MAHADEVPURA	10 (-)	10 (-)	0 (-)	0 (-)
RR NAGAR	0 (-)	0 (-)	0 (-)	0 (-)
SOUTH	0 (-)	0 (-)	0 (-)	0 (-)
WEST	0 (-)	0 (-)	0 (-)	0 (-)
YELAHANKHA	1 (-)	1 (-)	0 (-)	0 (-)
TOTAL	11 (-)	11 (-)	0 (-)	0 (-)

Total Active Clusters



Types of Clusters

Zone Name	Apartments/ Villa	Individual House	Hostels/Quarters	Others	Schools/Colleges
BOMMANAHALLI	0 (-)	0 (-)	0 (-)	0 (-)	0 (-)
DASARAHALLI	0 (-)	0 (-)	0 (-)	0 (-)	0 (-)
EAST	0 (-)	0 (-)	0 (-)	0 (-)	0 (-)
MAHADEVPURA	10 (-)	0 (-)	0 (-)	0 (-)	0 (-)
RR NAGAR	0 (-)	0 (-)	0 (-)	0 (-)	0 (-)
SOUTH	0 (-)	0 (-)	0 (-)	0 (-)	0 (-)
WEST	0 (-)	0 (-)	0 (-)	0 (-)	0 (-)
YELAHANKHA	1 (-)	0 (-)	0 (-)	0 (-)	0 (-)
TOTAL	11 (-)	0 (-)	0 (-)	0 (-)	0 (-)

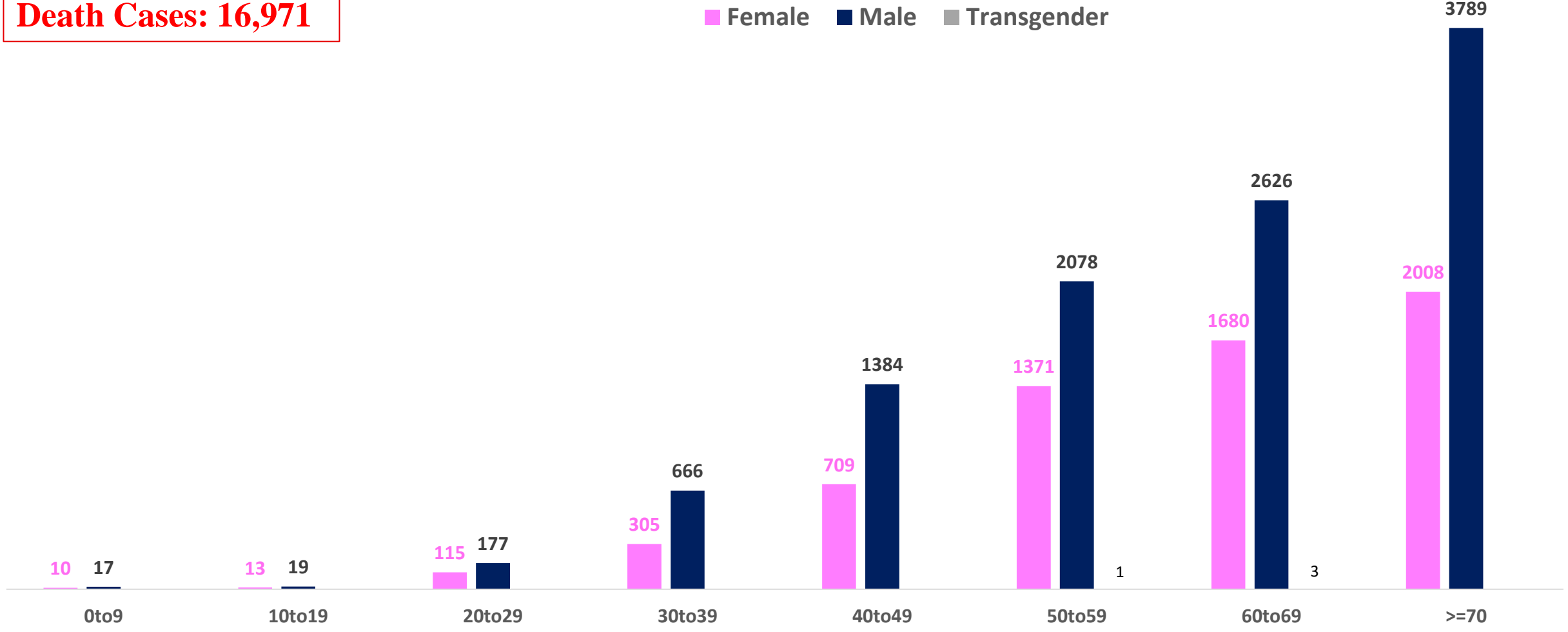
▲▼ : Shows increase and decrease in numbers as compared to previous day



AGE AND GENDER WISE DISTRIBUTION OF DEATH CASES



Death Cases: 16,971





VACCINATION COVERAGE AS ON 14.07.2022



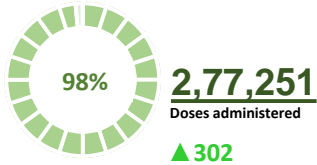
Total Doses Administered

1,98,75,133

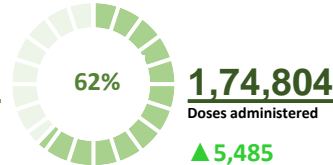
▲9,676

Total 12-14 years Population : 2.82 Lakhs

1ST DOSE

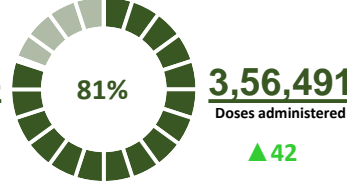


2ND DOSE

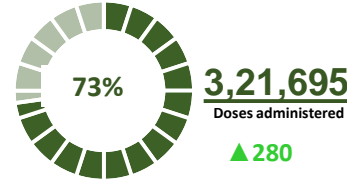


Total 15-18 years Population : 4.42 Lakhs

1ST DOSE

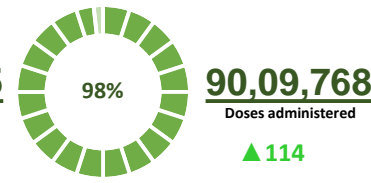


2ND DOSE

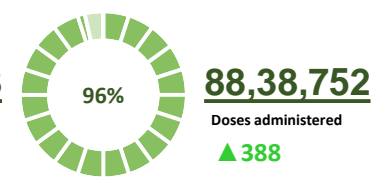


Total adult Population : 91.7 Lakhs

1ST DOSE



2ND DOSE



Priority Group*

Health Care Workers

Dose 1

2,10,353

Doses administered

▲1

Dose 2

2,06,992

Doses administered

▲3

Frontline Workers

Dose 1

3,81,917

Doses administered

▲2

Dose 2

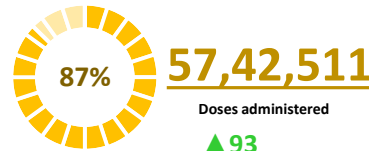
3,73,227

Doses administered

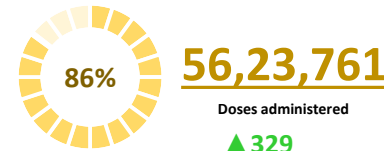
▲4

18 - 44 Years Coverage

Dose 1



Dose 2



PRECAUTION DOSE



8,96,372

Doses administered

▲3,065

PRECAUTION DOSES ADMINISTERED

Health Care Workers

89,158

Booster Doses administered

▲131

Front Line Workers

1,19,801

Booster Doses administered

▲533

60 + Years Coverage

3,62,462

Booster Doses administered

▲405

18 + Years Coverage

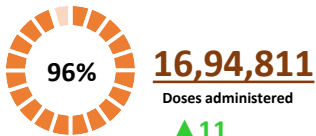
3,24,951

Booster Doses administered

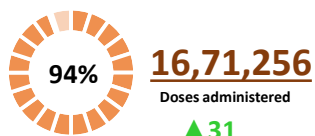
▲1,996

45 – 59 Years Coverage

Dose 1

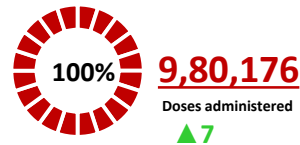


Dose 2

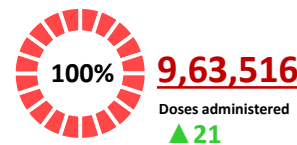


60 + Years Coverage

Dose 1



Dose 2



▲ indicates the increase in last 24 hours



COVID-19 SCENARIO IN BENGALURU AND OTHER METROPOLITAN CITIES



CITY NAME	Positive Cases	Active Cases	Recovered	Deceased	Vaccine Doses Administered
New Delhi	19,42,425	1,935	19,14,201	26,289	3,53,87,949
Bengaluru*	18,17,412	6,196	17,94,245	16,971	2,29,29,433
Mumbai	11,19,250	2,805	10,96,818	19,627	2,15,69,224
Chennai	7,74,426	6,351	7,59,006	9,069	1,07,85,976
Kolkata	4,47,192	272	4,41,264	5,656	1,04,41,865

Source : <https://dashboard.cowin.gov.in/> at 5:35pm (15.07.2022)
Source : <https://www.covid19bharat.org/> at 5:35pm(15.07.2022)

*includes BBMP & Bengaluru Urban



SNAPSHOT OF COVID-19 CASES IN BENGALURU URBAN



**Total Wards With
< =10 Cases* :
84**

**Tests Conducted
On 14.07.2022:
17,730**

**Recovery
Rate:
98.73%**

**Total
Active Cases :
6,196**

**Total Vaccinated on
14.07.2022:
9,676**

**Positivity
Rate* :
5.27%**

**Active
Rate:
0.34%**

**Case
Fatality Rate* :
0.00%**



*Total positive cases In the past 7 days

*CFR and positivity is for Past 7 days



ಬೃಹತ್ ಬೆಂಗಳೂರು ಮಹಾನಗರ ಪಾಲಿಕೆ
Bruhat Bengaluru Mahanagara Palike

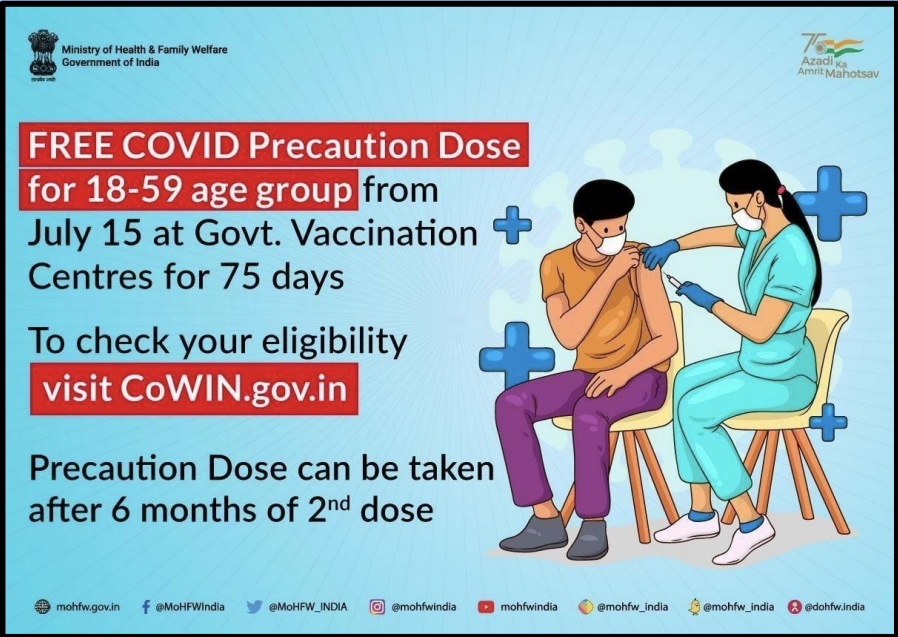


Download BBMP Bulletin	https://apps.bbmpgov.in/covid19/mediabulletin.php
For BBMPCovid19 Bed Status:	https://apps.bbmpgov.in/covid19/en/Bedstatus.php
To register for vaccination :	https://selfregistration.cowin.gov.in/
BBMP COVID19 Dashboard:	https://apps.bbmpgov.in/covid19/
Follow us on:	 www.facebook.com/bbmp.comm1/
	 twitter.com/BBMPCOMM

Issued by:

Honorable Chief Commissioner, BBMP
Special Commissioner Health & IT, BBMP
MD, Bengaluru Smart City Limited

THANK YOU !



Ministry of Health & Family Welfare
Government of India

75
Azadi Ka
Amrit Mahotsav

FREE COVID Precaution Dose
for 18-59 age group from
July 15 at Govt. Vaccination
Centres for 75 days

To check your eligibility
visit CoWIN.gov.in

Precaution Dose can be taken
after 6 months of 2nd dose

mohfw.gov.in f @MoHFWIndia t @MoHFW_INDIA i @mohfwindia y mohfwindia @mohfw_india @mohfw_india @dohfw.india

